



▶ KITCHEN CABINET



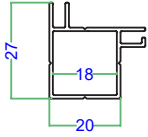
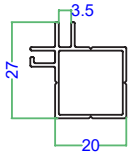
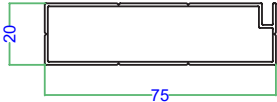
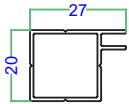
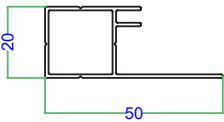
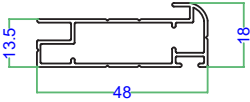
KITCHEN CABINET

MISCELLANEOUS SERIES

SECTION NO.	DESCRIPTION	T (mm)	WT (kg/m)	SECTION NO.	DESCRIPTION	T (mm)	WT (kg/m)
1264		1.0	0.38	1269M		1.0	0.33
1265		1.0	0.38	1270		1.0	0.37
1266		1.0	0.36	1275		1.0	0.38
1267		1.0	1.60	1276		1.0	0.21
1268		1.0	0.68	1277		1.0	0.28
1269		1.0	0.32	1278		1.2	0.69

KITCHEN CABINET

MISCELLANEOUS SERIES

SECTION NO.	DESCRIPTION	T (mm)	WT (kg/m)	SECTION NO.	DESCRIPTION	T (mm)	WT (kg/m)
1301		1.0	0.29				
1302		1.0	0.29				
1303		1.0	0.52				
1304		1.0	0.24				
1305		1.0	0.32				
1306		1.0	0.41				



Hulas Aluminium

